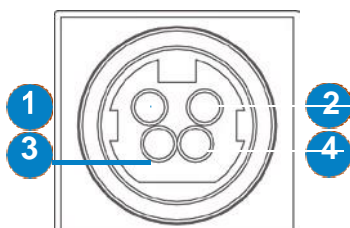
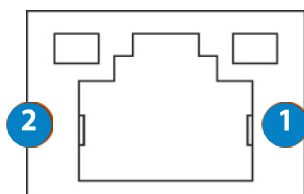


Zasilanie 12V

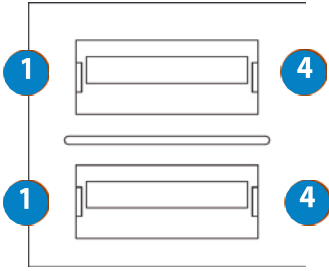


Numer Pin	Opis
1	GND
2	NC
3	+12V
4	+12V

LAN port (RJ45)

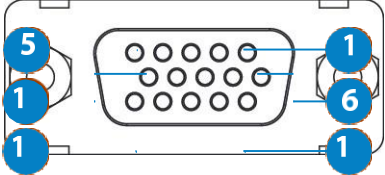


Numer PIN	Opis	Numer PIN	Opis
1	Transmit +	5	Reserved
2	Transmit -	6	Receive -
3	Receive +	7	Reserved
4	Reserved	8	Reserved

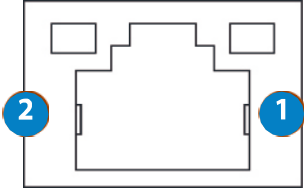


53

Numer PIN	Opis
1	VSUB(+5V) +
2	D-
3	D+
4	GND

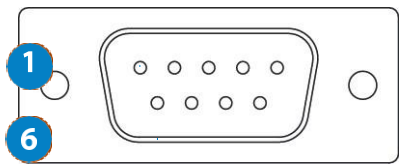


Numer PIN	Opis	Numer PIN	Opis
1	RED	9	KEY_PWR
2	GREEN	10	GND
3	BLUE	11	ID0/RES
4	ID2/RES	12	ID1/SDA
5	GND	13	Hsync
6	RED_RTN	14	Vsync
7	GREEN_RTN	15	ID3/SCL
8	BLUE_RTN		



Numer PIN	Opis	Numer PIN	Opis
1	CD	5	GND
2	TX	6	DTR
3	RX	7	CTS
4	DSR	8	RTS

Port szeregowy (COM1, COM2, COM3)



Numer PIN	Opis	Numer PIN	Opis
1	CD	6	DSR
2	RX	7	RTS
3	TX	8	CTS
4	DTR	9	0V/5V/12V
5	GND		